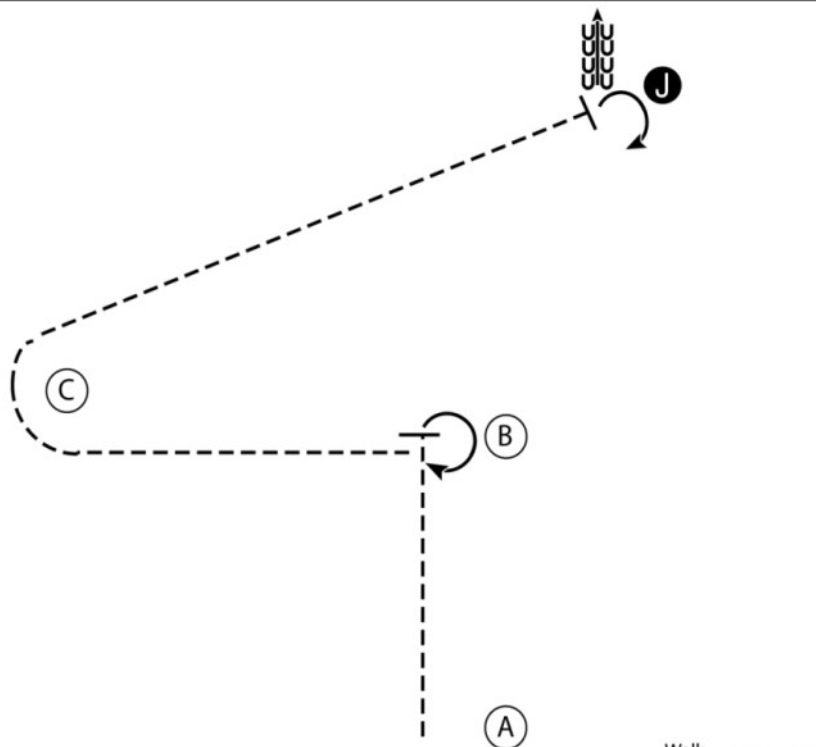


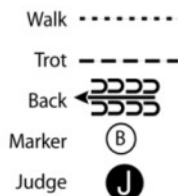
Patternliste

| | | | | |
|------|----|---|---|-----|
| RN | LK | 4 | B | 8 A |
| | | 4 | A | 8 A |
| | | 3 | B | 8 A |
| | | 3 | A | 8 |
| | | 2 | B | 4 |
| | | 2 | A | 4 |
| | | 1 | B | 8 |
| | | 1 | A | 8 |
| SUHO | | 1 | B | 3 |
| | | 2 | B | 3 |
| | | 2 | A | 3 |
| | | 1 | A | 3 |
| WR | | 3 | A | 5 |
| | | 3 | B | 5 |
| | | 2 | A | 1 |
| | | 2 | B | 1 |
| | | 1 | B | 1 |
| | | 1 | A | 1 |

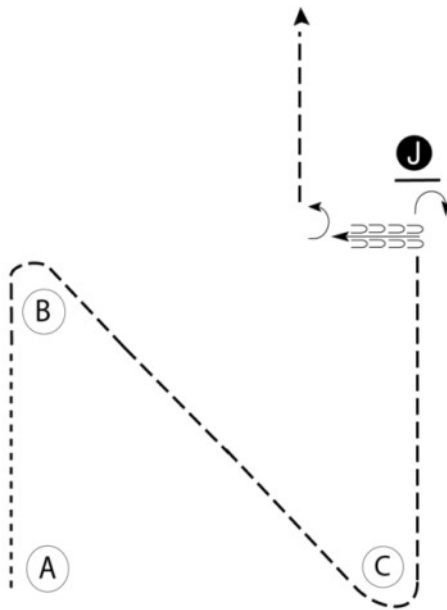
SSH LK 1 / 2 A / B



1. Trot from A to B.
2. Stop and perform a 270 degree turn.
3. Trot from B, around C, to the Judge.
4. Stop and set up for inspection.
5. When dismissed perform a 110 degree turn.
6. Back six steps and follow instructions from ring steward.

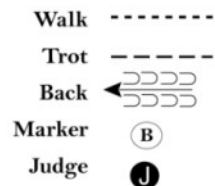


SSH LK 3 A / B

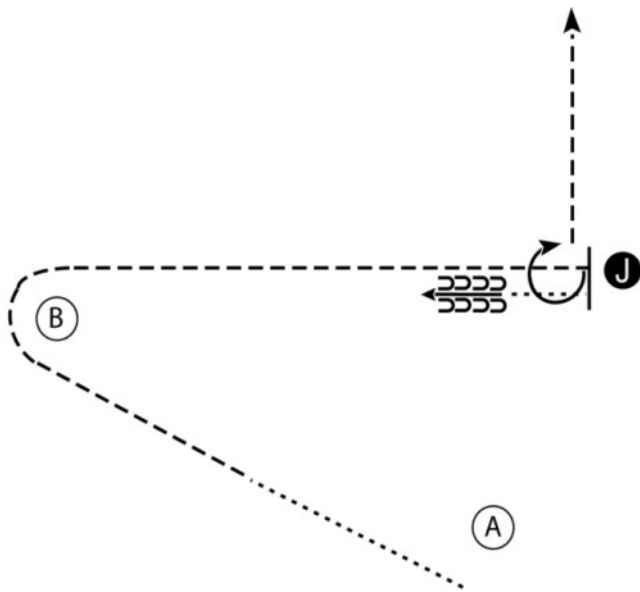


Be ready at A.

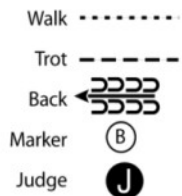
1. Walk to B.
2. Trot around B and C and straight to judge.
3. Stop and set up for inspection.
4. When dismissed, turn 1/4 turn to the right.
5. Back one horse length.
6. Perform a 90 degree pull turn left.
7. Trot straight away to finish.



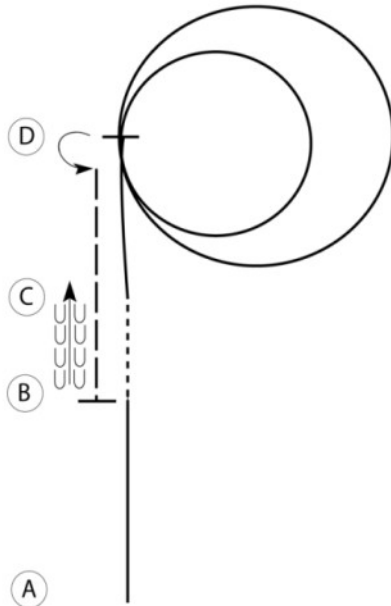
SSH LK 4 / 5 A / B



1. Walk half way from A to B.
2. Trot around B to the Judge.
3. Stop and back four steps.
4. Walk to Judge and set up for inspection.
5. When dismissed perform a 270 degree turn and trot to line-up.



WHS LK 1 / 2 A / B



Be ready at A.

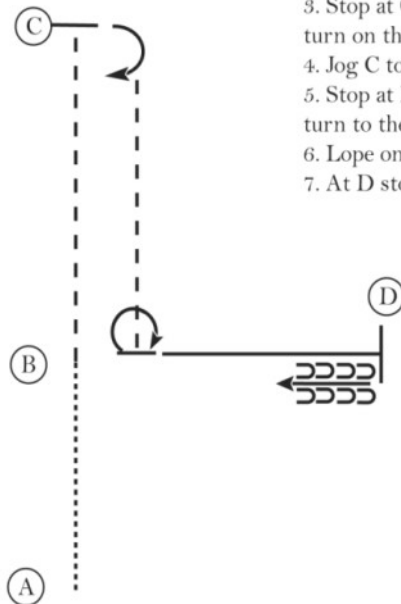
1. Lope on the left lead to B.
2. Walk B to C.
3. Lope on the right lead to D.
4. Lope a large fast circle to the right.
5. Lope a small slow circle to the right.
6. Stop at D and perform a 180 degree spin to the left.
7. Extend the jog to B.
8. Stop at B and back to C.

Follow the instructions of your ring steward.

| | |
|---------------------|----------------|
| Walk | ----- |
| Jog | ----- |
| Extended Jog | ----- |
| Lope | ----- |
| Leg Yield | |
| Lead Change | ↘↙ |
| Back | ← 3333 5555 |
| Marker | ⊙ B |
| Sidepass | ←-----→ |

WHS LK 3 A / B

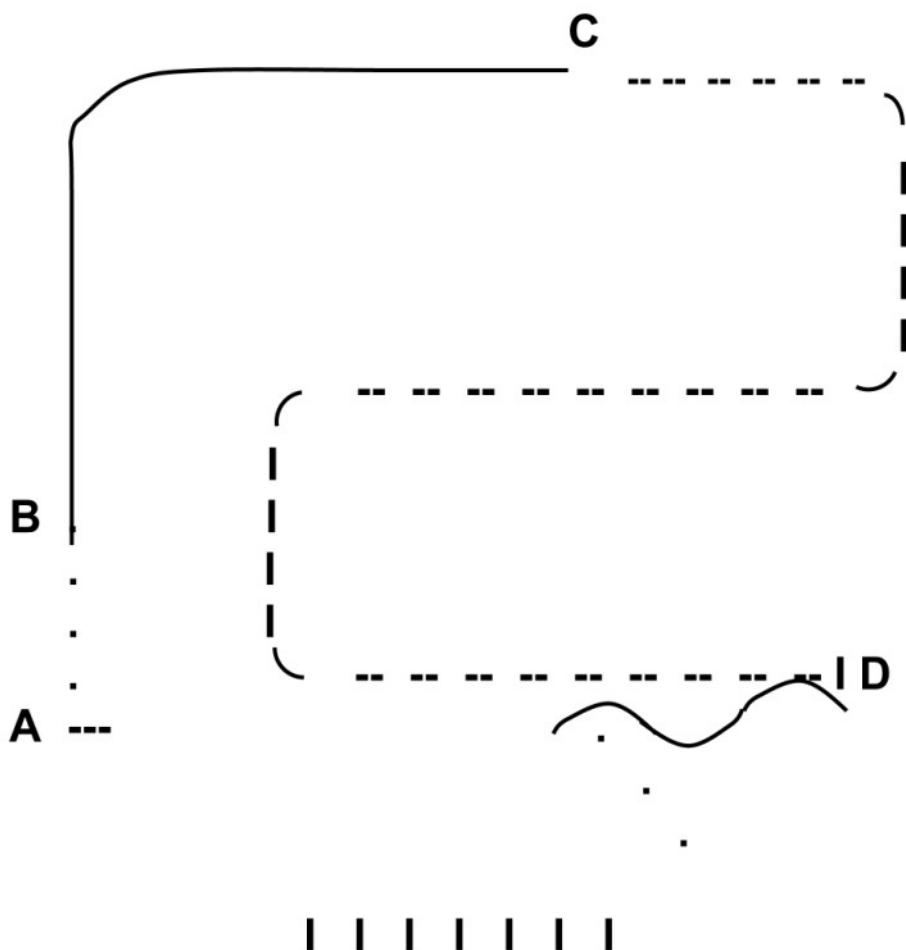
1. Walk A to B.
2. At B jog to C.
3. Stop at C and perform a 180 degree turn on the hindquarter to the right.
4. Jog C to B.
5. Stop at B and perform a 270 degree turn to the right on the hindquarter.
6. Lope on the left lead to D.
7. At D stop and back three steps.



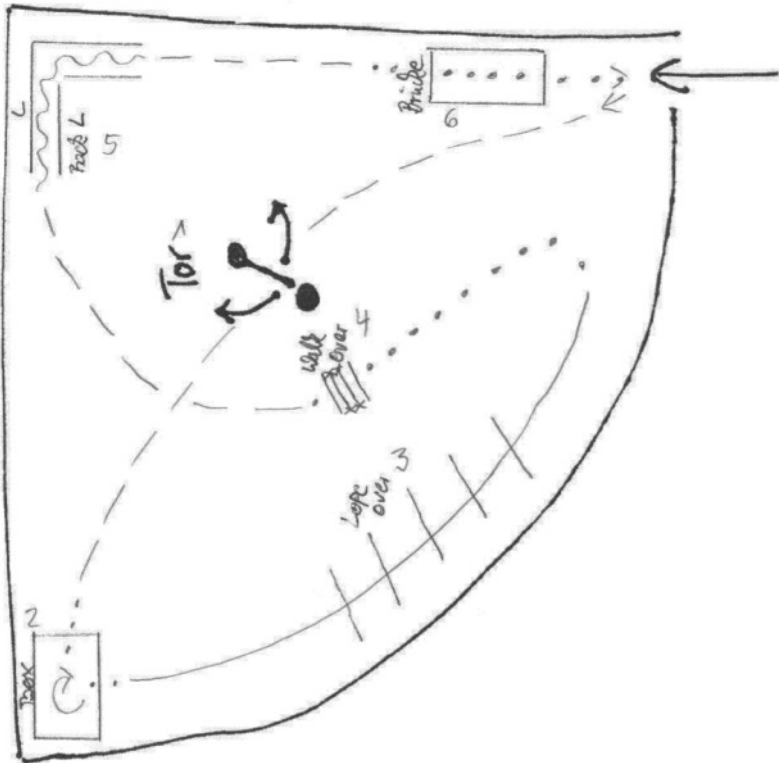
| | |
|--------------|-------|
| Walk | |
| Jog | ----- |
| Extended Jog | ----- |
| Lope | ————— |
| Leg Yield | |
| Lead Change | ———/ |
| Back | ←←←←← |
| Marker | ⊙ |
| Sidepass | ←←←←← |

Horsemanship
LK 4/5 A/B WHS

- A Aufstellung
- A – B Walk
- B Rechtsgalopp bis Mitte kurze Seite
- C – D Schlangenlinie Trab
- D Stop
- D ca. 6 Tritte rückwärts
- D Schritt zum Line Up

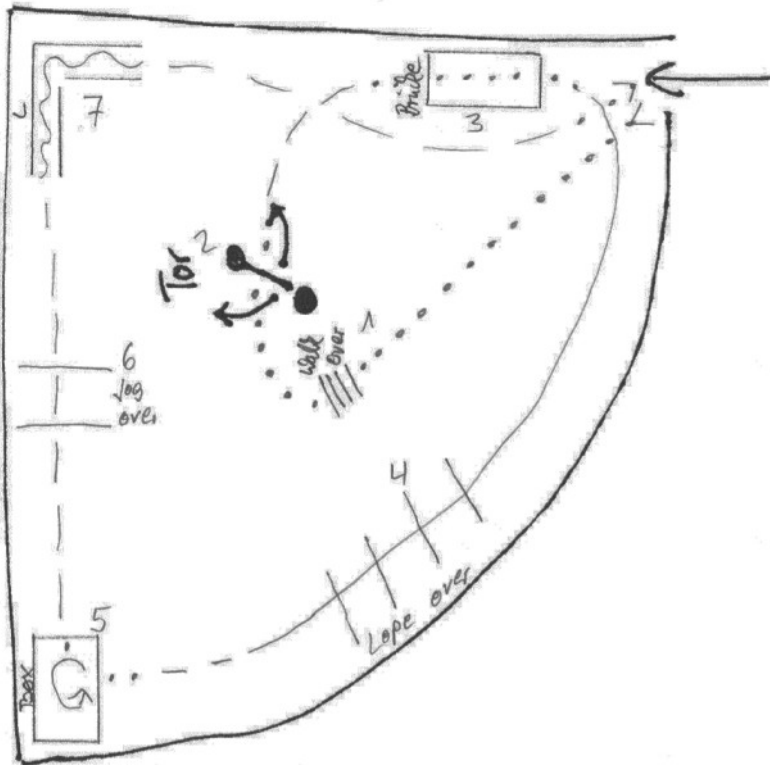


TH 1/2 A/B



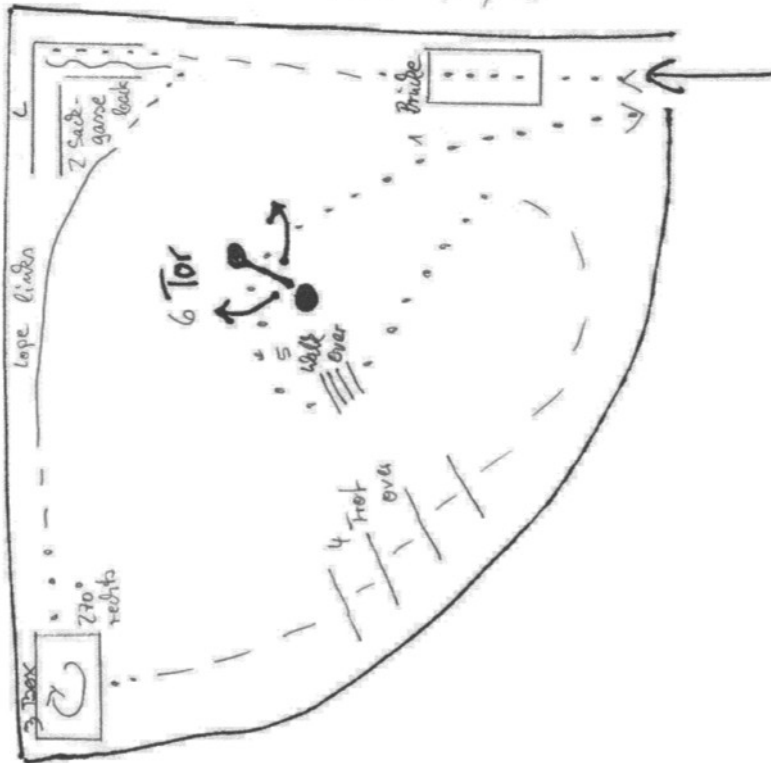
- 1 Jog zum Tor, öffnen, durchreiten, schließen Tor
Jog zur Box
- 2 Walk in Box, Drehung 270 Grad rechts, Walk out
- 3 Lope over, Übergang Walk
- 4 Walk over, teils erhöht
- 5 Jog zu L, Back up durch L
Jog zu Brücke
- 6 Walk über Brücke

TH 3 A/B



- 1 Walk over
- 2 Walk zu Tor, öffnen, durchreiten, schließen Tor
- 3 Jog zur Brücke, Walk über Brücke
- 4 Lope over
- 5 Walk in Box, Drehung 270 Grad links, Walk out
- 6 Jog over
- 7 Back up durch L
Jog Richtung Ausgang, Übergang Walk

TH 4/5 A/B



- 1 Walk über Brücke, danach Jog bis Stangen L
- 2 Walk in Sackgasse von Stangen L, Back up aus Sackgasse
Übergang Walk, Jog in Linksgalopp, Durchparieren über Trab
zum Schritt
- 3 Walk in Box, Drehung 270 Grad rechts, Walk out
- 4 Antraben, Trot over, Übergang zum Schritt
- 5 Walk over
- 6 Öffnen, Durchreiten, Schließen Tor
Im Schritt zum Ausgang